



Bapuji Educational Association (Regd.)



SSIMS TIMES

Official Quarterly News Bulletin of SSIMS&RC

Vol: 16 Issue: 1 & 2 January - March & April - June 2021



91st Birthday of Dr. Shamanur Shivashankarappa

91st Birthday of Dr. Shamanur Shivashankarappa was celebrated on 16th June 2021. Principal, Vice Principal, Medical Director, Manager, Student Union 2021 Chairman and all staff of SSIMS & RC conveyed heartfelt wishes Dr. Shamanur Shivashankarappa on this occasion.



BLS Workshop



COVID 19 Vaccination Dry Run



S.S. Institute of Medical Sciences & Research Centre

NEWS BULLETIN COMMITTEE

Editorial Office : DEPARTMENT OF ANATOMY

Extn. Nos. : 08192-266313,

e-mail: ssimstimes4u@gmail.com

Advisory Board:

Dr. B.S Prasad, Principal

Dr. Kalappanavar N.K. Medical Director

Editor in Chief :

Dr. A V Angadi

Prof. and Head

Dept. of Anatomy

Editors :

Dr. Shailaja C. Math

Professor of Anatomy

Dr. Raghavendra A.Y.

Professor of Anatomy

Co-editors

Dr. Santosh M Bhosale

Dr. Nagaraj S Mallashetty

Dr. Veeresh Itagi

Dr. Poornima B.

Executive members

All the Heads of Dept

Dr. A.V. Angadi

Dr. Vidya M. Nadiger

Dr. Mallikarjuna.C.R

Dr. P. Shashikala

Dr. Jayasimha V.L.

Dr. Kiran L. J.

Dr. Vijayakumar. B. Jatti

Dr. Geethalakshmi R.G.

Dr. Shantala Arunkumar

Dr. Yogeesh B.S.

Dr. Jayaraj S.G.

Dr. Lingnagouda S Patil

Dr. Prema Prabhudev

Dr. Manjunath J.

Dr. Arun Kumar. A

Dr. Jagannath Kumar. V

Dr. Narendra. S. S

Dr. K.R. Parthasarathy

Dr. L. Krishnamurthy

Dr. H.B. Shivakumar

Dr. P. Malleesh

Dr. Shivamurthy K.C.

Dr. Anup Banur

Technical support

Basavarajappa K.C

Santhosh Kumar. D. M

F. D. A

Photographer

PATRONS



Dr. Shamanur Shivashankrappa

Honorary Secretary, BEA.

MLA, Davangere (South)



Sri. S. S. Mallikarjun

Joint Secretary, BEA.

Chairman, SSIMS&RC

Ex-Minister of Horticulture
& APMC Govt. Of Karnataka.

Contents

Page No.

Principal & Editorial desk	2
Departmental activities	2-6
SSINS	6-7
Conference, CME and workshops	7
COVID-19 Vaccination Drive	8
Orientation day and White coat ceremony	8
Cadaveric Oath Taking Ceremony	8
Research Articles / Case Report	9
Publications	12
Home Isolation online training program	13-16
Congratulations	16



SSIMS&RC

NH-4, Bypass Road, Davangere - 577 005.

Phone : 08192-266301,266302,261808.

FAX : 08192-266310.

E-mail : principalssimsr@gmail.com

Web site : www.ssimsr.com

Disclaimer :

Views and opinions expressed in this newsletter are not directly that of the editor or the editorial board. For any clarification, author of the article is to be contacted.



Principal's desk



"On behalf of the institution, I would like to convey heartfelt wishes to our beloved Dr. Shamanur Shivashankarappa, Honorary Secretary, BEA., MLA, Davangere (South), Ex. Minister of Horticulture & APMC Govt. of Karnataka, on the occasion of the 91st birthday.

I congratulate the staffs and the undergraduates who are involved in "Free Tele care Triaging, Treatment and Counseling for Covid-19 + ve Home Isolation (HI) Patients in covid-19 pandemic" for the commendable efforts and for bringing the institution name to the top of the best performers list.

I would like to convey my regards to each and everyone who is involved in good and constructive academic, research, curricular activities which helps in taking the institution's name to a new height, highlighting the efforts put forth during this COVID-19 pandemic situation. Also thank all teaching and non teaching staffs and administrative offices for help and co-operation for all the NMC inspections.

I would like to suggest all the heads of Dept. to encourage the faculty and students to carry out more research-oriented activities and take part in academic and extracurricular events.

It's our sincere requests to all the teaching, non-teaching, nursing and domestic staffs to proactively take part in COVID-19 related works in the institution.

Dr. B.S Prasad

Editor's desk



On behalf of the editorial team, I wish a very happy Birthday to our beloved Dr. Shamanur Shivashankarappa.

At the outset, we, the editorial team heartily congratulate all the faculties and non-teaching and supportive staffs for the appreciation and applaud received for the tremendous service towards COVID-19 management in the institution.

I thank each and every one who has given a great input of information and memories for publication. This issue is a brief insight to all the happenings of the campus and achievements of various departments.

Dr. A. V. Angadi

Department of Anatomy

Dr. Poornima B, Assistant Professor, Department of Anatomy has attended the Revised Basic Course MET workshop from 16th to 18th February 2021 conducted by Nodal centre for Faculty Development (approved by Medical council of India, New Delhi), Department of Medical Education, J.N. Medical college, Belagavi.

Dr. Raghavendra A Y Professor, Dept. of Anatomy attended Virtual Conference : "i-MECON : International Medical Education Conference" held between 25th - 27th March 2021 conducted by the University Centre for Health Professions Education, Sri Devaraj Urs Academy of Higher Education and Research, Tamaka, Kolar and presented a paper titled - "Effectiveness of teaching developmental stages of embryology through demonstration using progressive model construction techniques".

Dr. Raghavendra A Y, Professor, Dept. of Anatomy attended CME on "COUNT, CARE, CURB of Drug Resistant Tuberculosis in the growing pandemic" held on 30th March 2021 conducted by Dept. of community Medicine in association with District Tuberculosis centre, Davangere at S.S. Institute of Medical Sciences & Research Centre, Davangere.

Department of Physiology

Dr. Vidya M Nadiger, Professor & head and Dr. Deepa H S, Assistant Professor, Department of Physiology participated in the CME "COUNT, CARE, CURB of Drug resistant Tuberculosis in the growing pandemic" held on 30th March 2021 conducted by Dept. of community Medicine in association with District Tuberculosis centre, Davangere at S S Institute of Medical Sciences & Research Centre, Davangere.



Dr. Suneeta Kalasuramath, Professor, Department of Physiology, attended an e-CME on "Self-Directed Learning - What? Why? When? & How?" conducted by the Department of Physiology, Vinayaka Mission's Kirupananda Variyar Medical College & Hospitals, Salem, held on 27th January 2021.

Department of Biochemistry

As a part of quality improvement, Clinical Biochemistry section & other sections of Central Lab, S.S. Hospital, underwent NABL Pre-Assessment inspection by NABL team on 23rd January 2021, all the faculties of Biochemistry department attended under the Lab directorship of Dr. C.R. Mallikarjuna. Professor & Head Department of Biochemistry.

Dr. Ramlingareddy, Associate professor, successfully completed & awarded USA Certified fellowship course on "Lean Six Sigma Green Belt course"

Dr. Ramlingareddy, Associate professor, successfully completed Basic Course in Biomedical Research (BCBR) Course as mandated by National Medical Council (NMC) & ICMR.

Dr. Ramlingareddy, Associate professor, presented the research paper on "Variation of Serum Iron, Zinc & Copper levels in Oral Cancer patients" at Med-Invade: An International Virtual Health Care Conference.

Dr. Ramlingareddy, Associate professor, participated International Bio-Rad QC webinar on EQAS interpretation: Quantitative report on Jan 2021.

Dr. Ramlingareddy, Associate professor, was resource person for Nursing training on "Sample collection & Phlebotomy" as a part of quality training of NABL at S.S. Hospital on 18th Jan 2021.

Dr. Ramlingareddy, Associate professor, participated International Bio-Rad QC webinar on EQAS interpretation: End cycle report on February 2021

Dr. Ramlingareddy, Associate professor, participated National level ACBI Webinar on "Practical applications of Six Sigma in Clinical Laboratory Medicine" on 5th Feb 2021.

Dr. Ramlingareddy, Associate professor, participated International Bio-Rad QC webinar on EQAS interpretation: Qualitative analysis report on March 21st 2021.

Dr. Ramlingareddy, Associate professor, participated in the CME on "Count, Care, Curb of drug resistant

tuberculosis in the growing Pandemic" held on 30th 2021 at SSIMS & RC, Davangere.

Dr. Ramlingareddy, participated in the National CME on "Current and Future Perspectives of Cytokines as Biomarkers in Human Disease" as Delegate on 13th May 2021.

Dr. Ramlingareddy, appointed & deputed to Level-2 online Home Isolation Monitoring of Covid-19 positive patients in Bangalore & rest of Karnataka.

Dr. Ramlingareddy, appointed & deputed to Davangere Field Vaccination Drive as Field Vaccination Supervising officer.

As a part of Quality improvement, Clinical Biochemistry section & other sections of Central Lab, S.S. Hospital, underwent NABL Main Assessment inspection by NABL team on April 9th & 10th 2021, all the faculties of Biochemistry, Microbiology, and Pathology department attended under the Lab directorship of Dr. C. R. Mallikarjuna.

Department of Pathology

Dr. Kavita G.U attended the online orientation on COVID- 19 vaccine through zoom meeting arranged at medical education hall organised by Department of Community Medicine along with directorate of Health & Family Welfare services, Bangalore on 5th January 2021 between 2 pm to 5pm. Additional chief secretary, HFW gave the opening remarks. Dr. B.N Rajani Deputy director (Immunisation) spoke on operational planning & role of medical colleges.

Dr. Lokeshalahavi, SRTH- WHO NPSP, Karnataka briefed on planning of vaccination session, safe injection practices & AEFI surveillance. Dr. Anjana - SPO- UNDP gave live demo of digital platform & vaccine delivery.

Dr. Shashikala. P was invited as a guest to VIMS, Bellary on the occasion of international women's day 2021 on 8th March 2021. She delivered a lecture on & challenges faced by present day women and was honoured by Director of VIMS, Dr. Gangadhargowda and faculty.





Faculty and postgraduates attended the webinar "Hitchhiker's guide to G.I. biopsy" on 13th March 2021, conducted by the Karnataka Chapter of IAPM (KCIAPM).

Dr. Shashikala. P attended international E- conference, I- MECON, organised by University Centre for Health Professions Education (UCHPE), Sri Devarajurs academy of higher education & research, Kolar from 25th to 27th March 2021. Theme:- Technology for Medical Education: embracing the new.

RGUHS conducted kannada vaidyakiyasahitya-sammel ana on 22nd and 23rd May 2021. Theme: Vaidyavignana. Dr. Shashikala was a guest speaker and spoke on Vaidyakiyanitisamhite.

Department of Medical Education

Dr. Poornima. B, Assistant Professor Anatomy and Dr. Renuka Barki, Professor, Ophthalmology attended the revised basic course workshop conducted by the NMC nodal centre for faculty development Jawaharlal Nehru Medical College, Belagavi from 16th to 18th February 2021.

Video conference for improvement sought in undergraduate Medical Education was arranged on 18th March 2021 by Professor Aruna V Vanikar, president, NMC. Principal Dr. B.S. Prasad, Curriculum committee and Medical Education Unit members attended the same at DOME hall and Principal gave suggestions.



Department of Microbiology

Dr. Rakesh J, Assistant Professor, Department of Community Medicine was involved in monitoring of Mission Indradhanush 3.0 activity on behalf of WHO in Davangere district. The monitoring was carried out on 22nd - 23rd February 2021 and 22nd -24th March 2021.

Dr. V.L Jayasimha Prof. & Head Dept of Microbiology was resource person & delivered a talk on Covid-19 disease Overview " for all the staff & students in Bapuji Institute of Engineering & Technology, Davangere. Fresher's Orientation Programme on 0th June 2021.

Dr. V.L Jayasimha Prof. & Head, Dept of Microbiology was the resource person & delivered a talk on webinar on "Covid-19 Mucormycosis : Clinical perspectives" to the forum of International Aerobiology Society on 24th June 2021



Department of Community Medicine

Dr. Rakesh J, Assistant Professor, Department of Community Medicine was involved in monitoring of Mission Indradhanush 3.0 activity on behalf of WHO in Davangere district. The monitoring was carried out on 22nd - 23rd February 2021 and 22nd -24th March 2021.



Dr. Rakesh J, Assistant Professor, Department of Community Medicine attended as a resource person for workshop on National Programme for Health Care of Elderly (NPHCE) at district surveillance office, Davangere on 15th March 2021. The junior/senior health assistants of respective PHCs of Davangere district were trained about addressing the needs of elderly people.





COVID - 19 related activities

Dr. Rakesh J and Dr. Kavya N P, Assistant Professor, Department of Community Medicine was involved in monitoring of COVID vaccination phase 1 activity on behalf of WHO in Davangere district. The monitoring was done on January 19th and 20th 2021.

Dr. Rakesh J, Assistant Professor of Department of Community Medicine was involved in monitoring of COVID vaccination phase 2 activity on behalf of WHO in Davangere district. The monitoring was done on 9th and 10th February 2021.

NTEP Activities in Oct - Dec 2020

NTEP modular training for medical officers of Haveri district was arranged in Haveri District Hospital by district TB centre from 28th to 30th January 2021 and from 04th to 06th March 2021. Dr. Ratnaprabha, Associate professor was one of the resource persons for the training.



Department of Anaesthesia

Case presentation of tmjankylosis for release conducted by Dr. Arunkumarajappa. Presented by Dr. Surya H.M & Dr. Rajesh M final year PG students at the PGEXCEL 2021 learning program on 13th & 14th February 2021.

Conducted BLS training for MBBS Phase - 1 2020-21 Foundation course for 150 students on 20th, 27th February 2021 & 6th March 2021 at skill lab.

Dr. Sagar S.M & Dr. Chiragbabu P.S posted for workshop on cardiac life support on advanced mannequins to be held from 1st to 5th February 2021 at skill lab.

Dr. Shivakumar K.P & Dr. Dheeraj R Patel is deputed for conducting online classes for MBBS phase I on 01st January 2021 at LT-1.

Dr. Surya H.M and Dr. Rajesh M attended PG excel learning programme 2021 on 13th and 14th February 2021.

Dr. Sureshkumar K.A. Dr. Surya H.M final year PG students attended RACE e-learn CME program, from 29th to 31st January 2021.

Department of Orthopaedics

The Orthopaedic Camp at Jagalur Davanagere Dist, was conducted on 16th February 2021, by Dr. Manjunath J Prof & HOD PG's & Interns, Where 295 patients got screened for Orthopaedic conditions.



The Orthopaedic Camp at Ranebennur Haveri Dist, was conducted on 24th February 2021, by Dr. Pavan Kumar Patil H, PG's & Interns, Where 132 patients got screened for Orthopaedic conditions.



The Orthopaedic Camp at Harapanahalli Vijayanagara [Hampi] Dist, was conducted on 13th March 2021, by Dr. Praveen M Anvekar Professor, PG's & Interns, Where 235 patients got screened for Orthopaedic conditions.



B.M.D. Osteoporosis [Bone Mineral Density] Free check-up camp, January 18th 2021 at Dept. of Orthopaedics SSIMS & RC Davangere.

B.M.D. Osteoporosis [Bone Mineral Density] Free check-up camp, February 26th 2021 at Dept. of Orthopaedics SSIMS & RC Davangere.

Dr. Rajath B N, Dr Vivek Nidoni, Dr. Kore Aditya B, Third year post graduates attended Managlore orthopaedic course held from 19th to 21st February 2021 and presented cases on Post polio residual paralysis of lower limb, Genu Recurvatum, Malunited supracondylar humerus fracture respectively.



Department of Emergency Medicine

Dr. Ganesh B.S, Assistant Professor in Emergency Medicine participated as instructor faculty for AHA certified BLS and ACLS course conducted at KIMS Hospital Bangalore from 28th to 30th January 2021.

Department of Pulmonary Medicine

Dr. Anup Banur attended the National Conference on Pulmonary Medicine (VIRTUAL NAPCON-2021) and chaired a session on palliative care in chronic Respiratory diseases.

Dr. Priyadarshini Raykar presented a paper in virtual NAPCON-2021 on "Asymptomatic small airway obstruction in traffic police personnel of Davangere city -a care control study".

Dr. Priyadarshini Raykar has co authored a chapter "OSA and systemic diseases" in sleep medicine manual published by BACME group which was released on world sleep day, 19th march 2021.

Dr. Anup Banur delivered a talk on "Managing DR-TB with added burden of covid care" in the CME on Dr TB organised by Department of Community Medicine and District TB Centre, Davangere on 30th March 2021.

Department of Psychiatry

Dr. Mruthyunjaya. N. Associate professor dept of psychiatry, SSIMS&RC was a guest speaker at JJMMCPsy-CME conducted by ALUMINIACADEMICA JJMMCon 14th February 2021 and spoke on the topic "Management of Anxiety disorder" which was appreciated by the audience, delegates and attendees. All the Post graduates of Dept of Psychiatry attended the CME and were benefited from the sessions.

S.S.Institute of Nursing Science, Davangere conducted "Stressmanagement" session for first year nursing students on 22nd February 2021 at college auditorium and Dr. Mruthyunjaya. N. Associate Professor and Dr. Asha H.N. Clinical Psychologist were the guest speakers for the session and addressed students about 'How to manage, cope with stress in the day-to-day situations and were educated about the prevention of suicides in student population'. It was appreciated by the Principal, students and all the attendees.

"Ethical Research Workshop" was conducted by the Ethical Research committee SSIMS & RC Davangere, Dr. Mruthyunjaya. N. attended the workshop successfully.

Indian Psychiatric society-Karnataka Chapter PG CME was organized by Udupi Psychiatric society and Dept of Psychiatry KMC, Manipal on 6 -7th March 2021. Dr. Supritha and Dr. Veena Post graduates of dept of psychiatry attended the CME, both participated in the Psychiatry Quiz and did well.

Dr. Supritha presented poster on the theme "Ischaemic heart diseases and psychiatry" and was appreciated by the Judges.



Dr Mruthyunjaya. N. Associate professor, Dept of psychiatry, SSIMS&RC, was a guest speaker at JJMMCPsy-CME, conducted by JJMMC, Davangere and spoke about "Management of Anxiety disorder".

S.S. Institute of Nursing Sciences

Guest Lecturing on "STRESS MANAGEMENT AND GUIDANCE: was conducted by SSINS, Davangere for freshers of 2020-21 batch with help of Dept. Of Psychiatry, SSIMS & RC, Davangere on 22nd February 2021.





Dr. Mruthyunjaya N. Asso. Professor and Dr. Asha. H.N. Child Psychologist, Dept. of Psychiatry, SSIMS & RC, Davangere has briefed students regarding stress its consequences and ways to overcome with stressor, they also enlightened about issues in adjusting to new ambiance and explained various initiatives to deal with such problems like learn how to say NO. Avoid people who stress you out, take control of your environment and avoidance of bad habits like alcohol, drugs, caffeine, self medications to induce sleep and eating over junk foods.

International Womens Day was organized by S.S. Institute of Nursing Sciences on 8th March - 2021.



The programme was inaugurated by Mr. Veerasha. V.B. Principal, SSINS has briefed our student on women's day 2021 theme " CHOOSE TO CHALLENGE". It indicates that a challenge to world is an alert world and from challenge comes change. The programme presided by Mr. Veerasha. V.B. Principal, SSINS, Mr. Praveen Kadur, Asst. Professor, Dept. of Community, Mrs. Savitha V. Lecturer, Dept. of OBG. The student of 1st & 4th year B.Sc., Nursing, 1st year GNM had shared their thoughts regarding Womens Day. All teaching and Non-teaching faculty of SSINS and 1st & 4th year B.Sc., Nursing, 1st year GNM students witnessed the programme.

Conference, CME and workshops held in the Institution

'Count, Care, Curb of Drug Resistant-Tuberculosis in the growing pandemic'

CME on 'Count, Care, Curb of Drug Resistant-Tuberculosis in the growing pandemic' was organized by Dept. of Community Medicine, SSIMS & RC in association with District TB Centre, Dept. of Health & Family Welfare, Govt. of Karnataka on 30th March 2021. It was conducted in LT4 from 9:00 AM to 12:30 PM.

This CME was inaugurated by Dr. Gangadhar K H, District TB Officer, DTC, Davangere, Dr. N.K. Kalappanavar, Medical Director, SSIMS and RC, Dr. Aswin Kumar, Professor, Department of Community Medicine and Nodal Officer, NTEP, Dr. Jayasimha V L, Professor & Head, Dept. of Microbiology, and Dr. Asha B, Associate Professor, Dept. of Community Medicine and organizing secretary of CME.

Dr. Asha B, Associate Professor, Dept. of Community Medicine, Dr. Jayasimha V L, Professor & Head, Dept. of Microbiology, Dr. Anup Banur, Associate Professor, Dept. Of Pulmonary Medicine and Dr Kavya N P, Assistant Professor, Dept. of Community Medicine were the resource persons.

Around 75 participants took part in the event. Participants were teaching faculty, PG students and nursing staff.



COVID VACCINATION - 1

With the measures to contain the spread of COVID -19 pandemic, initiation of COVID vaccination was done on 18th January 2021 throughout the country. SSIMSRC was identified as one of the vaccination centres to deliver the COVID vaccine to the health care workers.

Under this massive drive, free doses of COVID vaccine (Covishield) was administered to all the health care workers attached to SSIMSRC, Davangere. A total of 2355 doses were administered in the first and second phase. Around 66% of the health care workers in SSIMSRC were vaccinated.

Under COWIN 2.0., till date, COVID vaccination was administered to 1066 beneficiaries (> 60 years, 45-59 years with co-morbidities, health care workers and front line workers). Dr. Neha S Mokashi, MD, OBG, Health Care Worker was the 1000th Person getting the COVISHIELD vaccine in SSIMSRC.

COVID VACCINATION - 2

Under this massive drive to contain the spread of COVID infection in Davangere district, free doses of Covid vaccine (Covishield) was administered to all the general public (18-45 years and > 45 years) at various sites of Davangere city. The activity was carried out by department of community medicine along with other departments of SSIMSRC, Davangere.

An inaugural function for free vaccination drive was arranged on 4.6.21 at Durgambika temple, Davangere. It was inaugurated by Shri. D.K. Shivakumar, President of KPCC, presided by Dr. Shamanur Shivashankrappaji, MLA, South Davangere. Shri. S.S. Mallikarjun, Chaiman, SSIMSRC and Ex-Minister, GoK was the chief guest. U.B. Venkatesh, Shri. K. C. Kondaiah, Members, Vidahanaparishad, Shri Eshwar Kandhre, Working president of KPCC were the other dignitaries present in the function.

Currently, nearly 15,500 beneficiaries of Davangere district have received covishield vaccination free of cost. Along with this, vaccination service is also provided in SSIMSRC, Davangere. Till now, around 3300 were vaccinated with covishield in the institution.

Orientation day and White coat ceremony

Orientation day and White coat ceremony for I MBBS Batch 2020-21 was conducted on 4th February 2021. The event started with invocation song by III year MBBS students. Dr. Renu Lohithashva, Associate Professor, Department of Physiology, welcomed the gathering.

Dr. B.S. Prasad, Principal, SSIMSRC addressed the students about the institute and the importance of medical education. The Pre-Clinical HODs i.e. Dr. A.V. Angadi, Professor & head, Department of Anatomy, Dr. Vidya M. Nadiger, Professor & head, Department of Physiology, Dr. C.R. Mallikarjuns, Professor & head, Department of Biochemistry, briefed about their departments.

Dr. V.L. Jayasimha, Professor & head, Department of Microbiology, Curriculum committee & MEU member addressed the students on the CBME. After the formal orientation program, the white coat ceremony commenced. Dr. Suneeta Kalasuramath, Professor, Department of Physiology, threwlight on importance of white coat, do's&don'ts.

The students after receiving the white coat , took the Hippocratic oath which was read out by Dr. Jayasudha, Professor, Department of Physiology. The wardens Dr. Manjunath & Dr. Vidya Nadiger, explained the rules and regulation on hostel to the students. The program ended by the vote of thanks by Dr. Soumya BA, Associate Professor, Department of Physiology.

The whole event was viewed online by parents & guardians of the students.

Cadaveric Oath Taking Ceremony

The Cadaveric Oath Taking ceremony for first phase MBBS students of 20-21 batch was conducted on 17th February 2021 in the Dissection Hall, Department of Anatomy. The program was presided by the Principal Dr B S Prasad. During the program the importance of cadaveric dissection in the course of medical education was briefed by the Principal.

Dr. A.V. Angadi, head of the department opined that, dissection on cadavers is that precious experience which cannot afford to be missed even in this era of the medical reforms. The procuring of cadavers for academic teaching in this era totally depends on willingness of the noble donors. Most of the bodies are donated with altruism. The most common reason for making a body bequest is to aid medical sciences and express gratitude to the medical profession.

The awareness programs in the community conducted by the institution in co-ordination with various organizations are helping the interested donors to motivating themselves towards body and organ donation. The oath was delivered to the students by Dr. Raghavendra A.Y., Professor, Department of Anatomy and the program was concluded with the vote of thanks.

Research Articles / Case Reports

CLINICO-HISTOPATHOLOGICAL CORRELATION OF GRANULOMA ANNULARE: A CASE SERIES

Dr. Jagannath Kumar V, Prof & HOD, Dr. Manjunath Hulmani, Professor, Dr. Mohan Kumar NT, PG

INTRODUCTION :

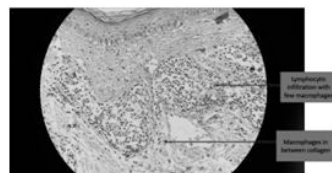
Granuloma annulare is a cutaneous granulomatous disease of unknown aetiology. It is benign and often self limiting. It presents as erythematous papules/plaques arranged in an annular configuration.

Localized GA is the most common presentation, others include generalized, perforating, patch and subcutaneous types. It is associated with DM, thyroid disease, mild trauma, hyperlipidemia, infections, vaccines, malignancies and drugs (TNF alpha inhibitors).

Case Reports

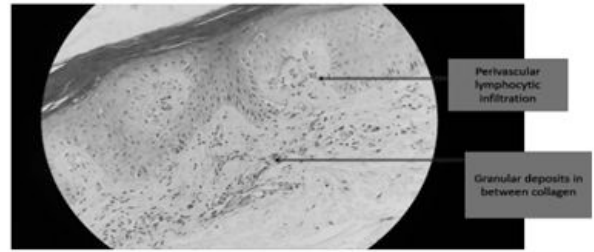
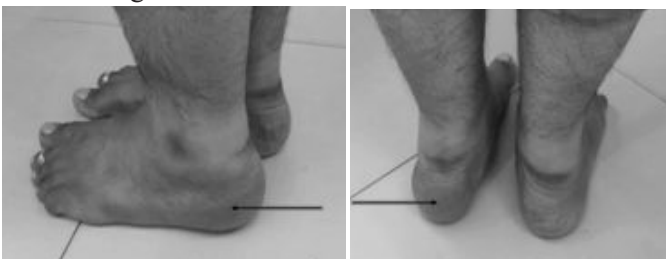
CASE 1 :

- A 58 year old male patient presented with asymptomatic skin lesions over the chest since 2 years.
- Examination revealed a solitary non-tender erythematous annular plaque over the chest.
- Biopsy showed features of interstitial type of granuloma annulare.



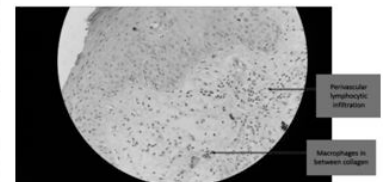
CASE 2 :

- A 35 year old female patient presented with asymptomatic skin lesions over both the feet since 1 year.
- On examination non-tender erythematous annular plaques were noted over the dorsum of both the feet.
- Biopsy showed features of interstitial or incomplete form of granuloma annulare.



CASE 3 :

- A 50 year old female patient presented with asymptomatic skin lesions over the chest since 2 years.
- Examination revealed multiple non-tender erythematous papules arranged in annular configuration over the chest.
- Biopsy showed features of interstitial type of granuloma annulare.



TO SUMMARIZE... All these above cases are of localized form of granuloma annulare, which is the most common clinical variant. Biopsies of these cases revealed interstitial type of Granuloma annulare, which is the most common histopathological finding. The cases were treated with Tacrolimus 0.1% ointment.

DISCUSSION :

Granuloma annulare is a benign and often self limiting condition, may affect any area of the body. The fingers, hands and feet are the areas most often affected. It can affect people of any age, but occurs most frequently in children and young adults and it occurs more often in females than males. Lesions can disappear spontaneously without sequelae, typically within several months to years.

Most cases don't require treatment. However, patients do seek treatment for cosmesis, reoccurrence is common with all the modalities of treatment. Local therapy include topical corticosteroid, topical calcineurin inhibitors, imiquimod cream, intralesional steroid injection, cryotherapy and laser ablation. Systemic therapy may be considered in widespread (Disseminated) GA, which includes systemic steroids, isotretinoin, methotrexate, dapsone, hydroxychloroquine, cyclosporine, PUVA and photodynamic therapy.

A case of Severe maxillofacial injury with Avulsion of medial canthal System Rt Eye:

Dr. K.C. Shivamurthy Professor and HOD, Dr. Naga Srikanth S Post Graduate, Dept. Of Plastic surgery

Mr.Pavan Kumar 28y/M met with RTA on 30/6/20 due to hit by lorry while travelling in bike. He was admitted Under neurosurgery for initial head Injury management and Later referred to plastic Surgery for the management of Facial Injuries,

He had injury over the mid face with avulsion of right nostril part of nose, disruption of upper lip in the middle and avulsion of the medial canthal apparatus of upper and lower eye lids and Right Knee deglove injury. With H/o loss of consciousness present, H/o nose and oral bleed present. No H/o vomiting and Ear bleed

Examination : Patient conscious , coherent, and well oriented with vitals within normal limits

Local Examination : There is a Deglove injury of right half of nose with laceration of alae and nostril , upper lip midline split laceration and Disruption of the medial canthal apparatus, visible fractured segments of the Right maxilla and Inferior orbital wall, anterior maxillary wall in to pieces. There is deglove injury over the right knee present with exposed patella.

CT scan Report : Fracture of the right Maxilla and over Right Inferior orbital wall , Mild extra axial haemorrhage at frontoparietal region

Patient was admitted and stabilised and immediately taken to surgery, Fixed the maxilla fractures with titanium plates , repaired the medial canthal ligament fixed to periosteum, Repaired the nasal alae, repaired the oral mucosa, repaired the Lip laceration in layers. Post operatively patient recovered well and wounds healed well.

Discussion :

Early surgery of the Facial wounds helps in healing and prevent necrosis of the Skin flaps , and prevent infection. Early fixation of facial bones are easy because of less muscle spasm



Preoperative



Post operative

Primigravida with 35 weeks of gestation in labour with Tumefactive Demyelinating disorder and APLA
PremaPrabhudev , Sapna I.S , Maheshwari . S
Department of OBG, SSIMS AND RC, Davangere, Karnataka

Tumefactive Demyelinating Lesion(TDL) can be caused by Multiple Sclerosis and other diseases causing demyelination, inflammation, gliosis and axonal preservation. 2/3rds of them develop MS and relapsing disease.³ Primary Anti-Phospholipid Syndrome(APLA) is a rare disease causing thrombo-embolic events leading to RPL, PIH

Key Words - TDL, APLA, Pregnancy

CASE REPORT

A 29 year old lady reported to SS Institute LR with h/o 8MOA and pain abdomen one day prior. She is married for 1 year & conceived spontaneously. She was diagnosed with TDL & APLA on treatment from 3rd month of pregnancy.



In 2015, Patient was diagnosed with TDL of left parietal lobe at NIMHANS & was started on IV Methylprednesolone OD 5 doses and discharged with Tab Wysolone 30mg OD for 6 weeks in tapering doses. Two months later was APLA positive for which she was on oral anticoagulants, steroids 10 mg. In 2018 February, she had right eye Homonymous Hemianopia and was treated with steroids. In Jan 2019 she again was APLA positive

Clinically patient was stable. Systemic examination was normal. Uterus was 34wk gestation with regular foetal heart rate & was in labour. Later due to fetal distress Emergency Caeserean was done & extracted live, female, active baby on 20/07/2020. Patient was discharged with advice for regular follow up with neurophysician & for barrier contraception.

DISCUSSION

TDL is a rare, highly heterogeneous, fulminant form of MS involving large areas of white matter. Incidence is 0.3/100000. APLA results due to cross reacting auto-antibodies. Here we report the first case of MS with tumefactive configuration, atypical clinical and neuro-imaging features with pregnancy. It is challenging as it mimics strokes, tumors or abscess. 10% with TMS develop visual defects. TMS is diagnosed if mass >2cm, vasogenic oedema, ring enhancement, restricted diffusion & T2 hypointensity.

CONCLUSION

Tumefactive disorder within the pregnant population confers diagnostic and therapeutic challenges due to its rarity of occurrence, clinical similarity to several neurologic presentations and paucity of established evaluation and treatment guidelines.

REFERENCES :

1. Dr. TS Meena, DR. MS Sornam, Dr. R Thangam, S Padmanaban. Pregnancy outcomes in antiphospholipid syndrome in tertiary hospital: An observational study. *Int J Clin Obstet Gynaecol* 2018;2(3):126-130.
2. Pakneshan S, Bernitsas E. Fulminant tumefactive multiple sclerosis in pregnancy. *Case Reports*. 2017 Jun 13;2017:bcr-2017.
3. Mando R, Muallem E, Meka SG, Berghea R. A Blind Spot in the Diagnostic Field: The Challenging Diagnosis of Tumefactive Multiple Sclerosis. *Case reports in neurological medicine*. 2018 Jun 27;2018.

Case report Horizontal gaze palsy with progressive scoliosis.

Dr. Suman G.R., Dr. Aravind Bhagavath, Dr. Ananth Raddy

Introduction

Horizontal gaze palsy with progressive scoliosis is an autosomal recessive disorder. It is characterized by the presence of congenital absence of conjugate horizontal eye movements. There is progressing scoliosis which aggravates with progressing age. It occurs due to mutation in ROBO 3 gene/chromosome 11q23-q25. MRI brain was done which showed hypoplastic pons with absence of the bulging contour of the facial colliculi, dorsal mid-line cleft (split pons sign) and Butterfly shaped hypoplastic medulla.

Case report

21 year old male Jagadeesh came with complaints on involuntary movements of left upper limb since 15 days. Patient also had kyphoscoliosis which was observed on general physical examination. Patient had intermittent episodes of fever. Patient also had cough with scanty expectoration. He was born of a consanguineous marriage. On general physical examination the patient had kyphoscoliosis and short stature. CNS examination, the patient had restriction of eye movements in both adduction and abduction.

Complete blood count was performed which showed aHb of 13.7mg/dl, total wbc count of 10120 cells/cumm. Neutrophils 54% lymphocytes 36% platelets of 1.20 lakhs/cumm. ASLO titre was also performed which was 331.5 IU/ml. Crp was 3.50 mg/l. 2d echocardiography was performed which showed normal chambers, grade 1 mitral regurgitation. Normal pulmonary artery pressure. No regional wall motional abnormality. LVEF-60%. The anterior mitral valve leaflet showed calcification of the tip.

Genetic testing was done which showed

RESULTS

VARIANT OF UNCERTAIN SIGNIFICANCE RELATED TO THE GIVEN PHENOTYPE WAS DETECTED

Gene (Transcript) *	Location	Variant	Zygoty	Disease (OMIM)	Inheritance	Classification
ROBO3 (+) (ENST00000397801.6)	Exon 5	c.905G>A (p.Arg302Lys)	Homozygous	Familial horizontal gaze palsy with progressive scoliosis-1	Autosomal recessive	Uncertain Significance

The patient diagnosed to have familial horizontal gaze palsy with progressive scoliosis -Patient was treated with penicillin group of antibiotics, anti-epileptics and mucolytics. As the patient improved and was discharged with oral medications.



PUBLICATIONS

Sl. No.	Authors	Title	Citation
1.	Raghavendra A Y SantoshBhosale Moin Ali	Determination of Craniofacial Relation in Human Dry Skulls: An Anthropometric Study	International Journal of Health and Clinical Research, 2021;4(9):1-6
2.	SantoshBhosale Raghavendra A Y Premchand S A	An Anthropometric study of Bicipital groove of humerus with clinical correlation	International Journal of Health and Clinical Research, 2021;4(11):49-51
3.	Sachin N S Manjunath J Kiran G U Druva. V KoreAditya B	Surgical Management of subtrochanteric fractures treated with long proximal femoral nail antirotation 2 [PFN-A2]	International Journal of Orthopaedics. 2020 : 6 (1) 677-681 ISSN:2706-6630
4.	VenkataramanaRao.M Manjunath J KoreAdityaBasawaraj Sachin S Nimbragi Pavan Kumar Patil Druva V	A Propective study of closed comminuted Osteoporotic Metacarpal Shaft fractures Treated with locking mini plates in a Tertiary care hospita	Orthopaedics Research Online 2021:4(3) SSN:2576-8875
5.	Ramlingareddy, JoelSabu, Jayashree, Malathi.M.A	Correlative Study of Copper, Iron, Zinc & Haematological parameters in oral Cancer patients	Medical Int. Journal of Biochemistry Jun 2021
6.	Shilpa Nabapure Sapna I S, Balamuri Pooja Sai	Pregnancy with extrahepatic portal venous hypertension	Int J Reprod Contracept Obstet Gynecol 2021;10:2085-7.
7.	Mruthyunjaya .N, Vaibhavi .P.S Vinod G Kulkarni	'Impact of COVID-19 on mental health and concerns regarding curriculum in final year MBBS students'	International Journal of Scientific Research 2021:5(10); ISSN No.2277-8179
8.	Kumar Ashok, Charan Meenakshi Parthasarathy Parthasarathy K R Mythri Nag Mehathab M	Role of MDCT and USG in Evaluating Retroperitoneal Masses	International Journal of Contemporary Medicine Surgery and Radiology. Volume 6 Issue 1 January-March 2021;6(1):



Free Tele care Triaging, Treatment & Counseling for more than 45,000 Covid-19+ve Home Isolation Patients by SSIMSRC final year MBBS students

Government of Karnataka in association with Rajiv Gandhi University of Health Sciences and Step One, planned a unique program - Free Tele care Triaging, Treatment and Counseling for Covid-19+ve Home Isolation (HI) Patients in covid-19 pandemic (2nd wave).

After several meetings at different levels, Government decided to start this novel program in Karnataka to help the society in a larger extent to fight against Covid-19 pandemic, this program started in the first week of May 2021 in S S Institute of Medical Sciences & Research Centre, Davanagere, after receiving a communication from Govt. of Karnataka & RGUHS, to send the details of Nodal officer, Master Trainers, Level 2 Doctors and final year MBBS students.

This program was started in SSIMSRC under the guidance and encouragement of Sri Dr. Shamanuru Shivashankarappa, MLA, Davanagere-South & Sri S.S. Mallikarjun, Chairman, SSIMSRC.

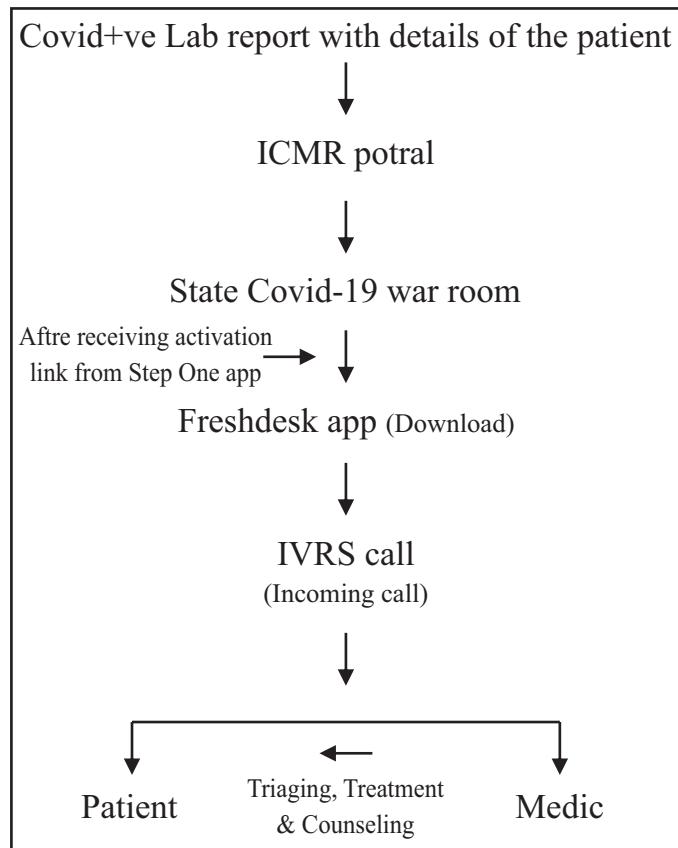
Under the leadership of Dr. B.S. Prasad, Principal and with the support of Students Union Chairman and Co-Chairman, the following Committee was formed.

1	Nodal officer & Master Trainer	Dr. Basavarajappa M., Professor of General Surgery Students Union Chairman, SSIMSRC.
2	Master Trainers	Dr. Latha G S., Professor of Paediatrics. Dr. Manjunath J., Professor & Head of Orthopaedics, Warden - Boys Hostel. Dr. Harish Kumar V.S., Associate Professor of Pharmacology, Deputy Warden - Boys Hostel, Co-Chairman Students Union. Dr. Mruthyunjaya N., Associate Professor of Psychiatry.
3	Level 2 Doctors from Clinical Departments.	Dr. Bandamma N S., Professor of OBG, Dr. Sapna I S., Professor of OBG, Dr. Latha G S., Professor of Paediatrics, Dr. Shree Harsha Kulkarni, Associate Professor of General Medicine, Dr. Kamalesh T N., Associate Professor of General Medicine, Dr. Vinay Kumar S., Assistant Professor of Paediatrics
4	Level 2 Doctors from Pre & Para Clinical Departments.	Dr. Vijayakumar B Jatti., Prof & HOD, Forensic Medicine & Toxicology, Co-Chairman Students Union. Dr. Raghavendra A Y., Professor of Anatomy Dr. Santhosh Bhosale., Associate Professor of Anatomy, Dr. Soumya B.A., Associate Professor of Physiology Dr. Veena M., Associate Professor of Microbiology, Dr. Ramalingareddy, Associate Prof of Biochemistry, Dr. Balaji T G., Assistant Prof of Pathology Dr. Deepa H S., Assistant Prof of Physiology, Dr. Shilpa B N., Assistant Prof of Pharmacology, Dr. N Meenakshi., Assistant Prof of Pathology
5	Medics	All 131 Final year MBBS Students

Govt. of Karnataka & RGUHS in association with Step One conducted 4 training sessions for Master Trainers and Nodal officer about Tele care Triaging, Treatment & Counseling of Covid-19+ve Home Isolation Patients.

Master Trainers conducted online training program for final year MBBS students and Level 2 Doctors about Home Isolation program. Internal groups were formed and students were divided into five groups with the Master Trainers for each group. As and when queries raised or problems occurred during this HI program, were solved by Nodal officer and Master Trainers in coordination with RGUHS & Govt. of Karnataka. All the students were guided and closely monitored by the Master Trainers regarding their performance. At the end of each day students were supposed to send their performance list. In this way we could keep all the students performance under track. This was one of the reasons for the SSIMS & RC Medical College stood top 2 in the ranking out of 45 Medical colleges in Karnataka.

Dr. Basavarajappa M, Nodal officer & Dr. Harish Kumar V S., Master Trainer regularly attended online weekly review meetings; further training programs and other emergency meetings conducted by Govt. of Karnataka, RGUHS and updated the information to final year MBBS students and Level 2 Doctors.

Bird view of the program:-

Home Isolation online training program - Master Trainers trained 131 Final year M.B.B.S students on 07.05.2021 from 9.30 am to 1.00 pm.

Sl. No	Topic	Speakers (Masters Trainers)
1	Introduction to HI Program	Dr. Latha G.S. Professor of Paediatrics.
2	Home Isolation Program in details.	Dr. Harish Kumar V.S. Associate Professor of Pharmacology, Deputy Warden- Boys Hostel, Co-Chairman Students Union.
3	Comprehensive Management of Home Isolation patients	Dr. Mruthyunjaya N, Associate Professor of Psychiatry.
4	Fresh desk StepOne app usage	Dr. Harish Kumar V.S. & Dr. Mruthyunjaya N
5	Concluding session	Dr. Basavarajappa M, Professor of Surgery, Chairman Student Union. And Dr. Manjunath J, Professor & HOD Orthopaedics, Warden- Boys Hostel.



Dr. B S Prasad, Principal, addressing Doctors & Students.



Dr. Basavarajappa M, Nodal officer, addressing Doctors & Students.



Dr. Latha G S., Master Trainer, addressing Doctors & Students.



Dr. Manjunath J, Master Trainer, addressing Doctors & Students.

Triaging, Treatment and Counseling :

Triaging - Patients with Covid-19+ve were categorized into A, B, C, D & E categories based on the symptom severity (ICMR guidelines).

Category A consisted of Positive Asymptomatic patients. Category B consisted of patients with mild Covid symptoms. Category C consisted of symptomatic patients with comorbidities, Category D consisted of patients with Pneumonia without respiratory failure ($SPO_2 > 94\%$) Category E consisted of patients with Pneumonia who were in respiratory failure ($SPO_2 < 94\%$) and Category F consisted of Pneumonia with respiratory failure ($SPO_2 < 90$ on room air) with sepsis/septic shock/ multiorgan dysfunction.

Eligibility for Home Isolation - Asymptomatic/ mild cases (Cat A&B), who had requisite facility at home, with a 24 X 7 care giver who had regular communication with the hospital.

Escalation of the patients to Specialist/level 2 doctors and shifting the patients to the hospital - Students were trained by Master Trainers to pick up **RED FLAG SIGNS** like falling saturation rate ($SPO_2 < 94\%$), continuing fever, difficulty in breathing ($RR > 30/ MIN$), Altered mental status and any signs of end organ damage. These patients were triaged to the next level of care (Specialist/level 2 doctors). However if the condition of the patient was very severe then the students were asked to escalate the call and help in shifting the patients to the hospital.

Treatment and Counseling - Students were trained to follow ICMR treatment guidelines for HI patients and counsel them to uplift their moral to overcome Covid-19 successfully.

Completion of Home Isolation and Discharge was declared after the completion of 17 days.



Dr. Harish Kumar V S., Master Trainer, addressing Doctors & Students.



Dr. Mruthyunjaya N., Master Trainer, addressing Doctors & Students.

Since, May first week every Thursday review meetings of Home Isolation program were conducted through Google meet at SSIMS & RC to address any issues and to know the progress of the program from the final year MBBS students and Level 2 doctors.

Till 30th June 2021, our students have Triage, Treated and Counseled more than 45,000 Covid-19+ve Home Isolation Patients throughout Karnataka. Home Isolation counselling by our students was very effective and supportive. It was a psychological boost to the patients at home and timely suggestions and medical help were given. Even students had a very proud moment and experience of satisfaction when they received a positive feedback and appreciation from the patients.

Mr. Abhinav N Soppin final year MBBS student from our college have received a certificate and appreciation from Sri Dr. Ashwathnarayan, Honourable Deputy Chief Minister, Govt. of Karnataka and RGUHS for attending more than 1500 Covid-19+ve HI patients in a short period.



Govt. of Karnataka and Rajiv Gandhi University of Health Sciences, Bengaluru, appreciated and congratulated Sri S.S. Mallikarjun, Chairman, S.S. Institute of Medical Sciences & Research Centre, Davanagere, Dr. B S Prasad, Principal, Dr. Basavarajappa M, Nodal officer, Dr. Latha G S., Dr. Manjunath J., Dr. Harish Kumar V S., & Dr. Mruthyunjaya N., Master Trainers, Level 2 Doctors and 131 final year MBBS students for doing great service to the society in this Covid-19 pandemic and for making this program a huge success.

Congratulations

Dr. Shashikala. P received Karnataka women excellence awards 2021 in health care category for her service as a doctor and writer.

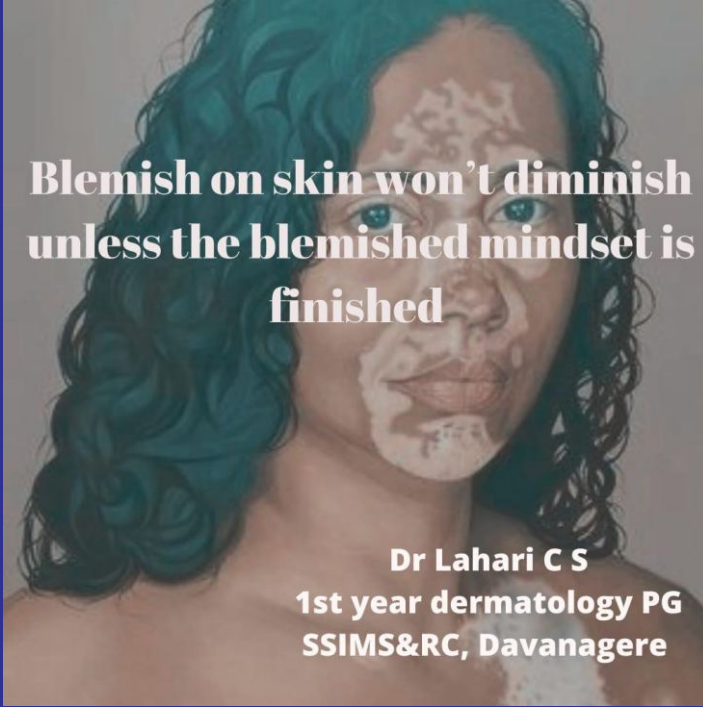


“NABL ACCREDITED”

We are pleased to inform you that **CENTRAL LABORATORY , S. S. INSTITUTE OF MEDICAL SCIENCES & RESEARCH CENTRE, IS NOW AN NABL ACCREDITED LABORATORY.** We sincerely thank the guidance and support provided by the Principal, Medical Director, Vice Principal and all clinical department faculty. We wholeheartedly thank all laboratory department Heads, teaching & non-teaching staff and Central laboratory staff for toiling hard to make this a possible.

****Central Laboratories****

Vitiligo



CME Community Medicine



Women's Day SSINS



Republic Day



World Environment Day

